

POPS MANAGEMENT

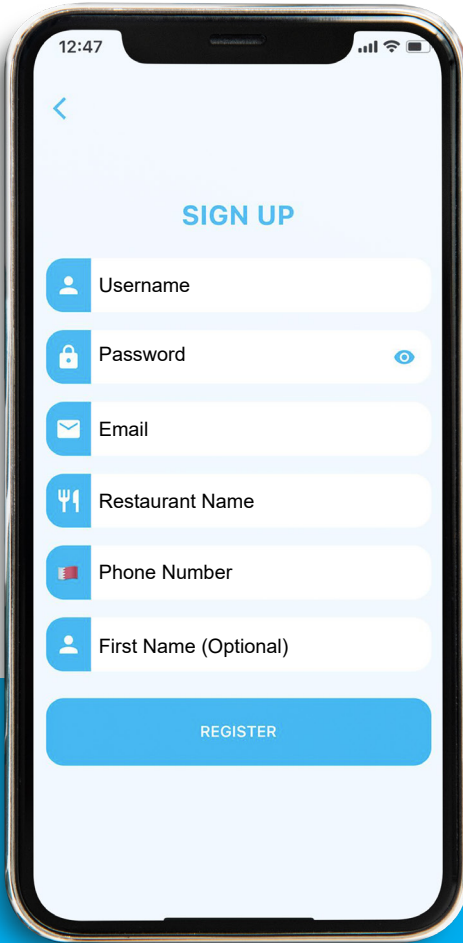
This application is designed and developed for users of the Middle East version of POPS Restaurants. It's a smart tool to monitor restaurant performance and monitor user activity so you can have peace of mind



[Click here to download](#)

- Supports all platforms: IOS(APPLE) \ **APPGALLERY** ^{NEW} \ ANDROID
- The ability to view reports for any period in the system
- It contains various reports for sales and purchases
- The possibility of adjusting prices
- Receiving notifications and alerts of the ongoing operations in the restaurant
- Receiving alerts of canceled and returned orders
- Supports Arabic and English
- Password protected with a password to enter
- The possibility of adding all branches to the same restaurant
- **Sales reports for each employee separately** ^{NEW}
- Know the peak time of the restaurant
- Get to know the best-selling dishes
- View tax reports
- View the reports of the service provider
- Retrieving the password through the **username** or by e-mail ^{NEW}

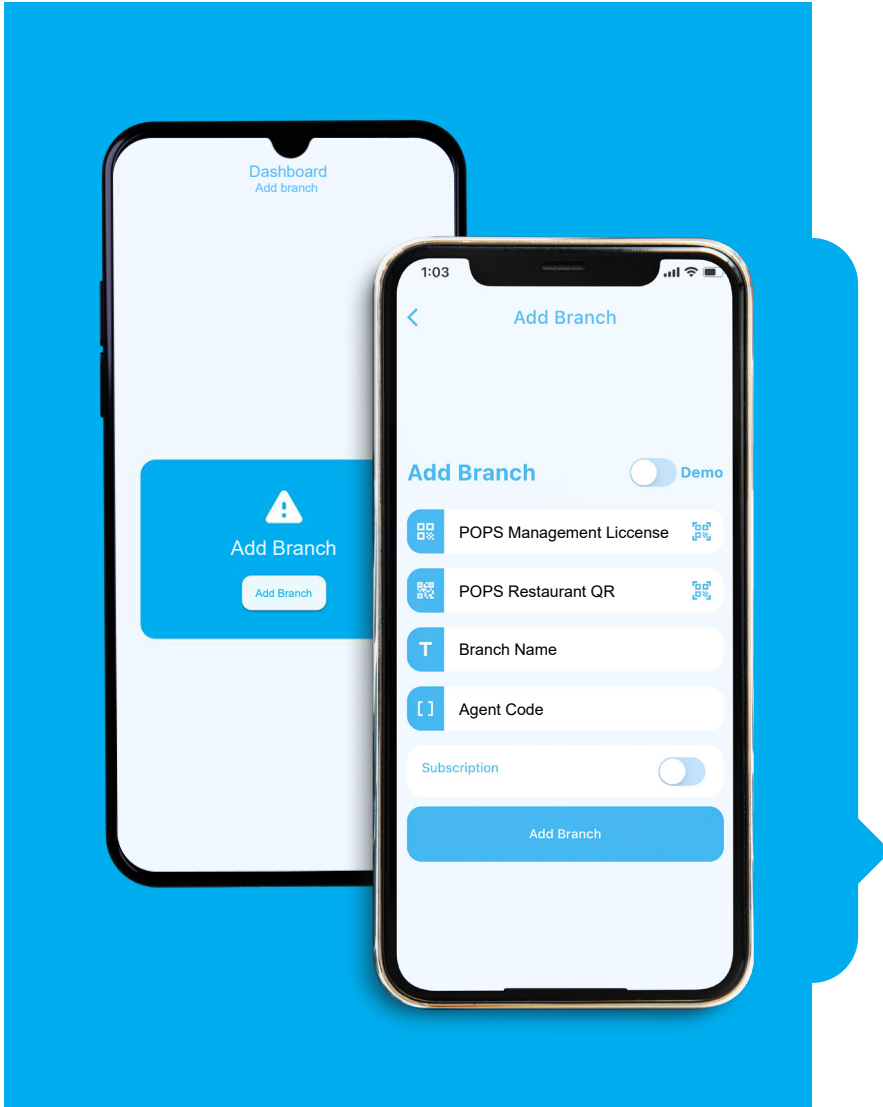




Before using the application, you must log in / register a new account :

1. Enter the Username
2. The password
3. Email
4. The name of your restaurant
5. Phone number
6. Click **Register**

How to use the application



After logging up, add the first branch :

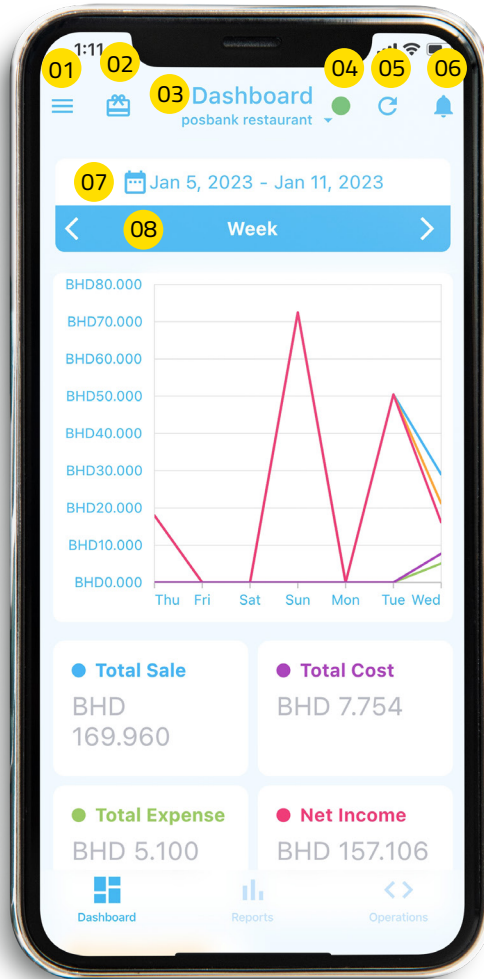
1. Click Add Branch
2. Enter the following data
 - . Application license (from vendor)
 - . Program code (from the POPs system for restaurants)
3. Click Add Branch

[Enter POPs Restaurant ... Back Office ... Items ... QR CODE](#)

In this way, the POPs Restaurant system has been linked to the POPs Management application

For help and technical support

 +973 37314554



Dashboard

01. A pop-up contains

- . Branches: Through this section, it is possible to add branches and modify the added branches
- . Settings: Control application settings .
- . Gift Wallet: Coming soon .
- . Log out of the application .

02. Gift Wallet: Coming soon

03. By clicking, you can move between branches

04. :Case of contacting the branch ● connected to the branch ● Not connected to the branch ● Loading data

05. Refresh the page: Update data and reports via the application

06. Notifications and Alerts Center: view the alerts received from the POPs system

07. Determine the date range for the control panel and view the reports

08. The selected period can be specified

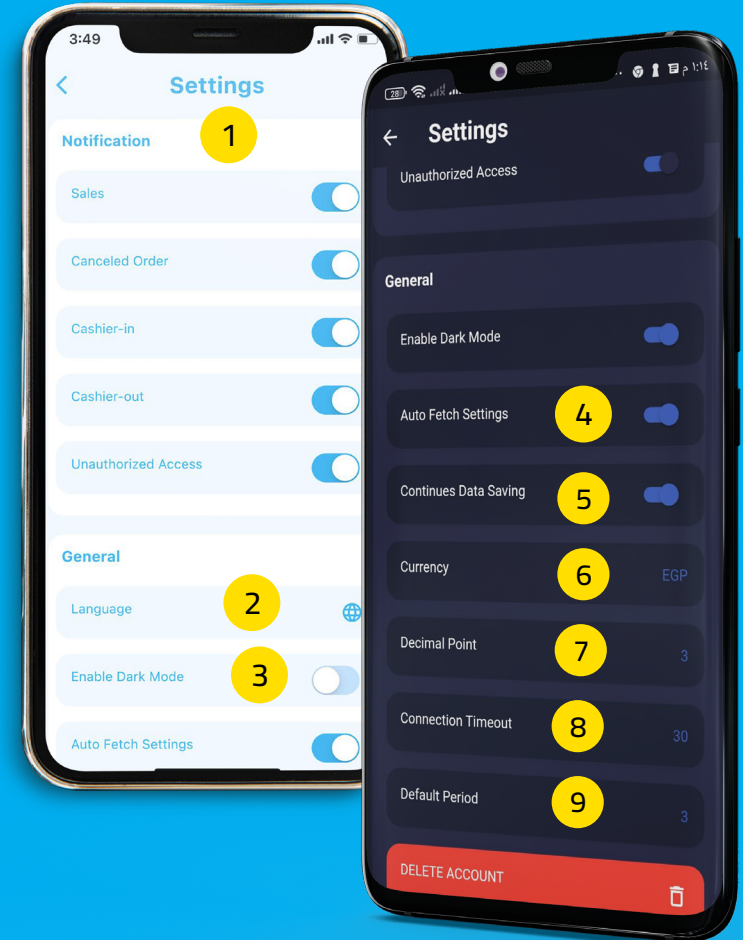
(Today - Yesterday - Week - Month - Year - Hypothetical period) NEW

Manually specify the required time period

Setting

From the Settings menu, all of the following can be set

1. Set notifications (alerts to be received through the application)
2. Change the Arabic / English language
3. **Activate the night mode (the application theme has changed to black)** NEW
4. **Automatically retrieve settings for operations and decimal separators, in accordance with the POPs system** NEW
5. **Save data continuously to avoid waiting for a long time and review reports without the Internet** NEW
6. Currency (writing the currency manually)
7. Decimal separators (decimal separator control)
8. The connection exceeded the period (the period taken to extract data, and when the period is interrupted, the process will fail)
9. The default period (the period for obtaining backup reports from the POPs system)



For help and technical support

+973 37314554



Continuous data saving feature

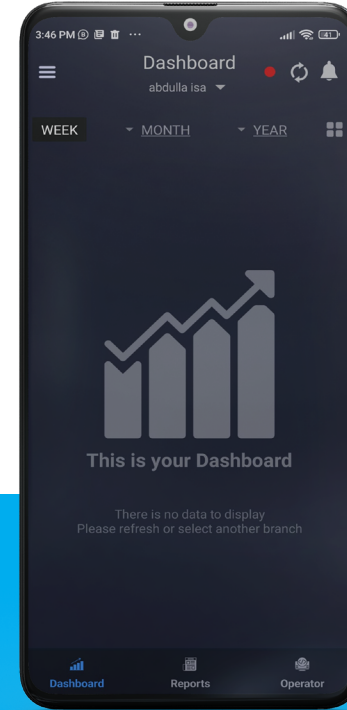
In the previous version of the application, it is not possible to view reports except after connecting to the Internet, while in the new update of the application, when connected to the Internet, all related reports are fetched in the POPs system for restaurants and displayed in the POPs application for management, and when the Internet is interrupted, the latest reports that were brought while connected to the Internet are viewed and kept in the application and when reconnecting to the Internet again, the new reports will be uploaded



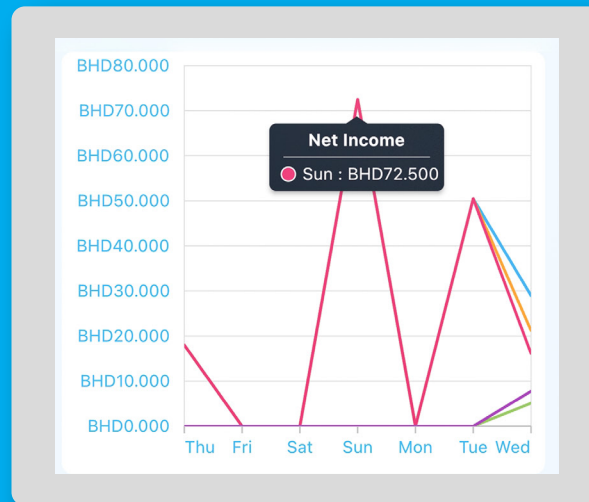
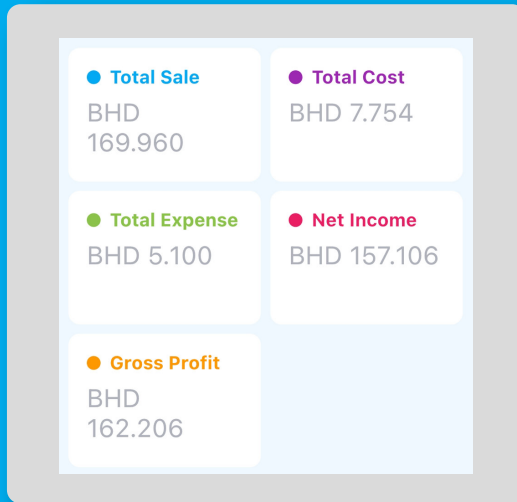
App after update
connected to the internet



App after update
offline

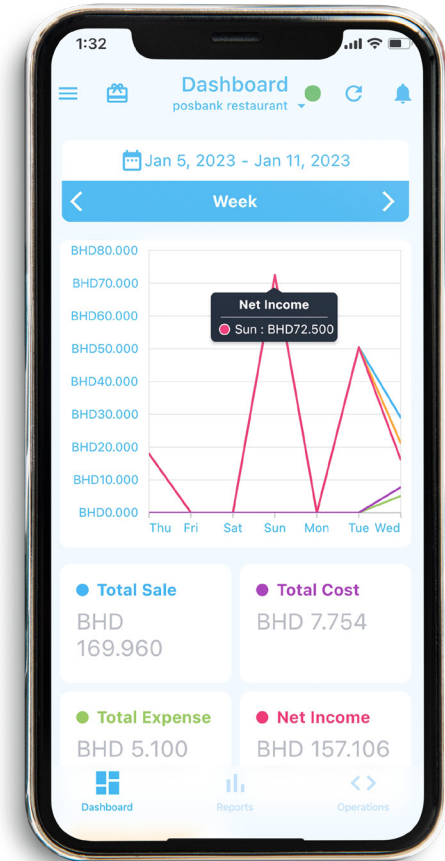


App before updating
offline



Through the chart, it is possible to view the sales value, cost value, total expenses, in addition to net income and total profits, as each color in the chart is expressed in terms defined at the bottom of the chart

You can also click on the lines inside the chart to know the value of each of them separately



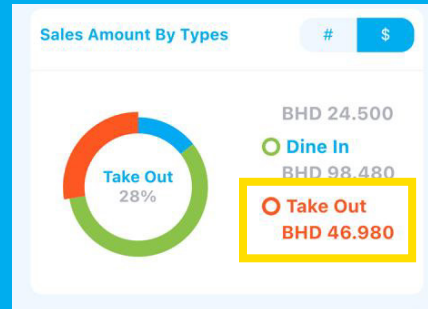
sales panel

Through the following chart, sales can be identified according to quantity or according to income (total amounts) for all types of orders, as the types of orders are divided into internal orders, external orders, and car orders. When you click on one of the types of orders, you can know the percentage of sales for each type of order separately, while when you click on the graph, you can know the total value of sales or the number of orders

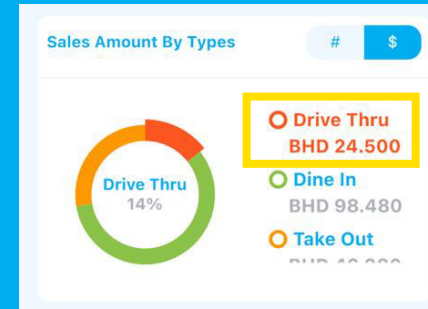
Click here to
change the
values
according to
the amount



Dine in sales amount

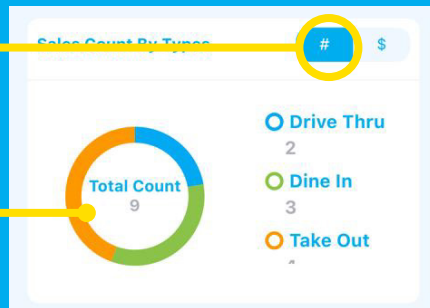


Take out sales amount

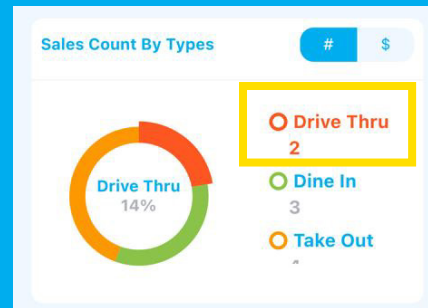


Drive Thru sales amount

Click here to
change values
by count



The number of total sales



Drive Thru sales percentage

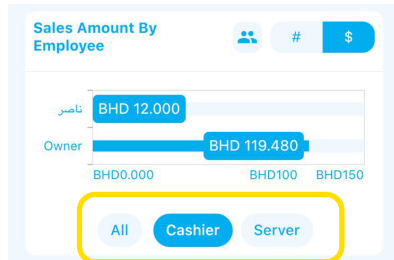


The total amount of all orders

Click here for
the total value

Sales dashboard by employees

Through the chart, the value of sales can be identified according to employees



The possibility of extracting employee sales by group (the group is specified in the POPs system in the employee powers section)



Sales report by employee sale amount



Sales report by count of selling employees



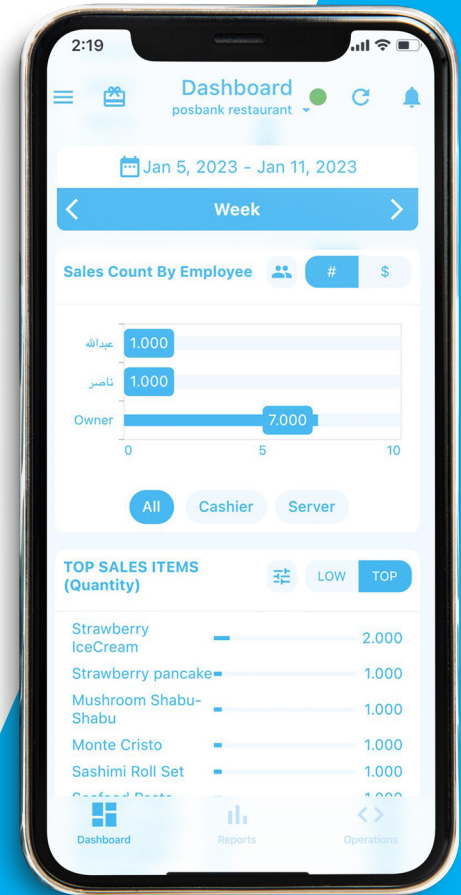
Select Employees

Owner ☐

ناصر ☒

عبدالله ☐

The report is based on the selection of the names of the employees

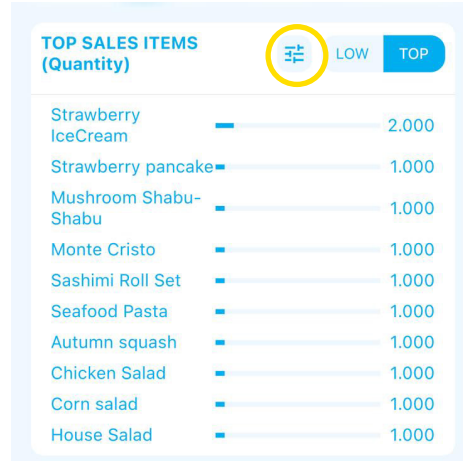




Sales reports by item groups

The POPs application for management provides specialized reports in groups of items to know the best-selling and least-selling

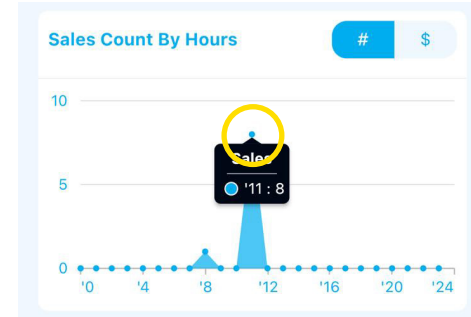
- With this option, the number of items shown in the report can be determined



Reports for the highest and lowest selling items

The POPs management application provides you with reports on the best-selling items according to the order quantity (number of orders)

- With this option, the number of items shown in the report can be determined



Sales reports by hour

Through this report, it is possible to identify the peak time for the restaurant, as the chart provides you with the total income and number of sales during the 24 hours

- When clicking on the points of the chart, the details of the time are shown, in addition to the number of sales and the value of sales

Reports section

Sales reports

- Sales summary
- Delivery reports
- Delivery details
- Best seller
- Sales tax details
- Total sales taxes
- Sales details
- Canceled sales report
- Teller Exit
- Reward
- Card sales
- Sales by cashier
- Sales by waiter
- The inside and outside cache
- Cuts report
- profit or loss
- Sales per day

Purchase reports

- Total purchase taxes
- Purchase tax details

Store reports

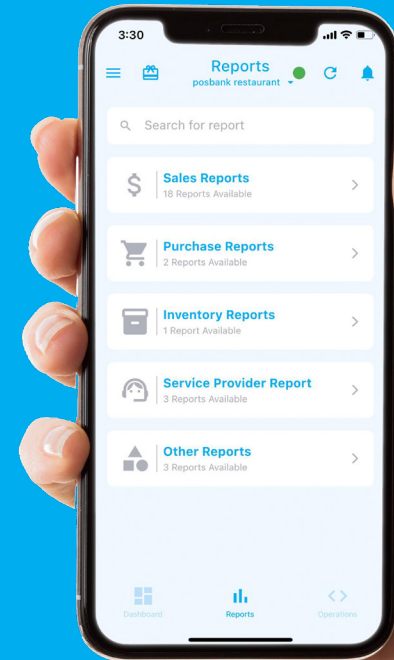
- Stock status report

Service provider reports

- Details of the balance of the service distributor (talabat - Jahez - Ahlan)
- Total service provider balance
- The total sales of the service provider

Other reports

- Staff bank report (cash amounts received by the employee)
- Expenses report (operational expenses .. water / electricity / oil etc.)
- Unpaid orders removed



Sales Reports

Best Sellers Report: This section presents the information of the best selling dishes with sales value

<	Top Sales Items	🔄	📅
	Name	Total Amount	
1	Monte Cristo	BHD 30.000	
	Name:	Monte Cristo	
	Quantity:	1.000	
	Total Amount:	BHD 30.000	
	Percentage:	19.7%	
2	Sashimi Roll Set	BHD 22.990	
3	Seafood Pasta	BHD 15.000	
4	Strawberry IceCream	BHD 12.000	
5	Mushroom Shabu-Shabu	BHD 10.000	
6	Tomato sandwich	BHD 10.000	
7	Squid burger	BHD 9.990	

Sale Reports: This section provides sales details for each balance

<	Sales Details	🔄	📅
	Check Number	Total Amount	
1	20230108-10001	BHD 15.000	📄
2	20230108-10002	BHD 45.000	📄
3	20230108-10003	BHD 12.500	📄
4	20230110-10001	BHD 38.480	📄
5	20230110-10002	BHD 12.000	📄
	Date:	١١:١٩:٥٧ ١٠-٠١-٢٠٢٣	
	Ticket Number:	2	
	Order Type:	Drive-Thru	
	Sub Total:	BHD 12.000	
	Discount:	BHD 0.000	
	Guests:	1.000	
	Tax:	BHD 0.000	

Sales Summary: This section provides a summary of sales, payments and statistics

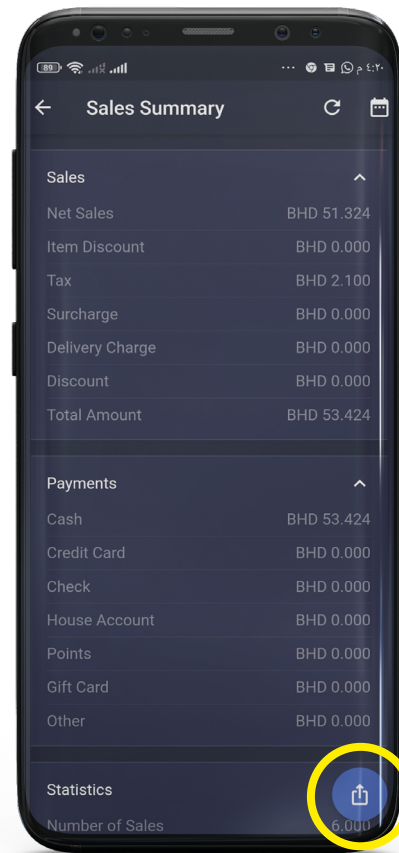
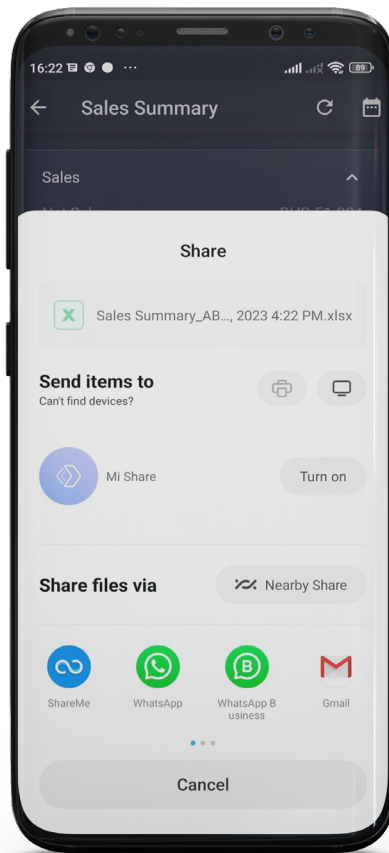
<	Sales Summary	🔄	📅
	Sales	⬆	
	Net Sales	BHD 151.970	
	Item Discount	BHD 0.000	
	Tax	BHD 0.000	
	Surcharge	BHD 0.000	
	Delivery Charge	BHD 0.000	
	Discount	BHD 0.000	
	Total Amount	BHD 151.970	
	Payments	⌵	
	Statistics	⌵	

When you click on any of the previous reports, the details listed below will be displayed



Now all reports can be shared in various ways with whoever you want in the form of an Excel file, where it can be modified

FILE HOME INSERT PAGE LAYOUT FORMULAS DATA REVIEW VIEW								
PROTECTED VIEW Be careful—files from the Internet can contain viruses. Unless you need to edit, it's recommended that you click the Disable Content button in the message bar.								
A1	Title							
	A	B	C	D	E	F	G	H
1	Title	Date of report	Date of report	Restaurant name	Branch name	User name	Sending date	
2	Sales Summary	From January 21, 2023 12:37 PM	To: January 24, 2023 12:37 PM	sdffa	ahmed	posbank_50	January 24, 2023 12:38 PM	
3								
4								
5								
6	sales							
7	Net Sales	Item Discount	Tax	Surcharge	Delivery Charge	Discount	Total Amount	
8	EGP 22.000	EGP 0.000	EGP 3.080	EGP 0.000	EGP 0.000	EGP 0.000	EGP 25.080	
9								
10								
11	payments							
12	Cash	Credit Card	Check	House Account	Points	Gift Card	Other	
13	EGP 22.800	EGP 2.280	EGP 0.000	EGP 0.000	EGP 0.000	EGP 0.000	EGP 0.000	
14								
15								
16	statistics							
17	Number of Sales	Number of Guests	Average Amount/Person	Number of Tables Served	Number of Rotations			
18	14.000	12.000	2.090	0.000				
19								



For help and technical support

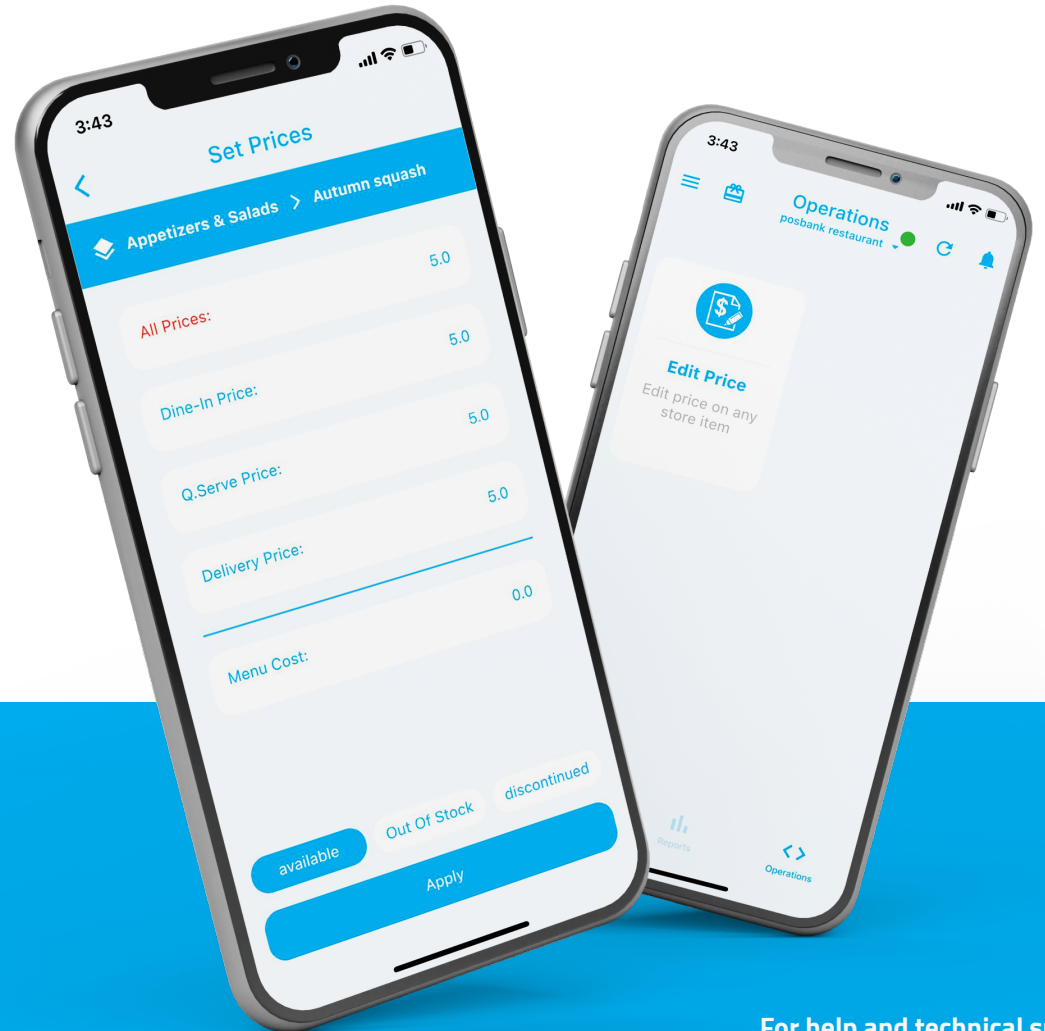
+973 37314554

Operations

Edit Price

Prices can be adjusted on all orders, in addition to the price of the delivery service and the cost, from any place and time you want, and the condition of the dish can also be determined

(available - not available - discontinued)



BE THE BEST .. CHOOSE THE BEST

كن الأفضل .. اختر الأفضل

KINGDOM OF BAHRAIN

Office 41 - Building 884 - Road 3618
Block 436 - seef , Manama

+973 33771183
+973 39999549

KINGDOM SAUDI ARABIA

Aldossary Mall , Second Floor
Al khobar, Kingdom Saudi Arabia

+966 138811050
+966 591058811

UAE, DUBAI

6th Floor , Concord Tower , Dubai
Media City , UAE

+971 44549842
+971 544453452

POSBANK MIDDLE EAST