

APEXA® GT



Features

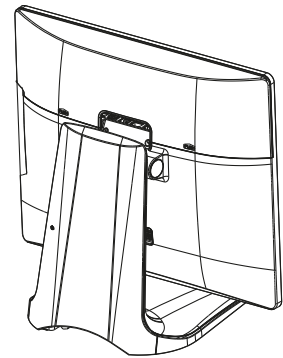
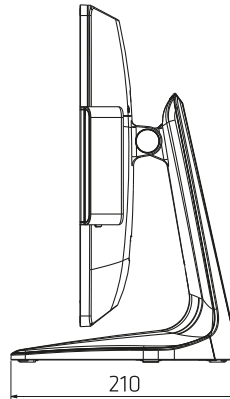
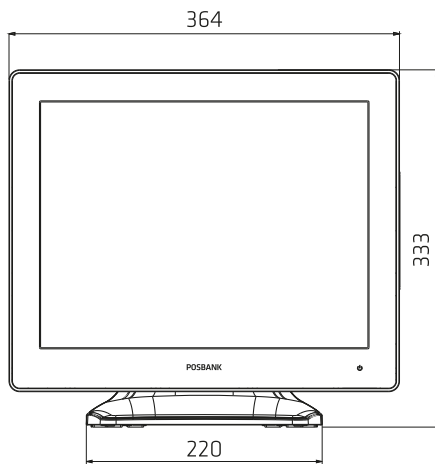
- Low-Power High-Performance Intel®Celeron® J3455 Quad-Core Processor, Fanless
- Sleek and Compact Body with Small Footprint
- 15" Bezel-Free True-Flat Display with PCAP Touch
- LED Backlight Delivering Bright and Crisp Images
- Multiple I/O Interfaces for Peripherals
- Flexible Installation on a Counter or a Wall
- Faster Installation and Serviceability

Specifications

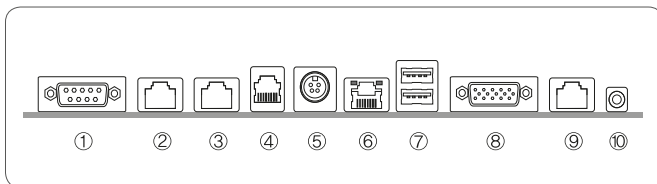
System	Processors	Intel® Celeron® J3455 (2M Cache, up to 2.3 GHz, 4 Cores), Fanless
	Chipset	Intel® Apollo Lake
	Memory	4GB Standard, DDR3L 1600 MT/s, Socket 1 x SODIMM
	Storage	SATA 3 (6Gb/s) 2.5 inch SSD 64GB, Support AHCI
	Operating Systems	Windows 10 IoT Enterprise
	Audio	HD Audio Codec
Display	Type	15" TFT LCD, LED Backlight
	Resolution	1024 x 768
	Brightness	300 cd/m ² (typ.)
	Touchscreen	Projected Capacitive Touch
Interface	Display	1 x VGA (With Power Output)
	USB	6 (Rear 2, Back 4, USB 3.0 x 2, USB 2.0 x 4) 3 (Reserved for MSR, SCR, i-Button/Touch Controller/Camera), RJ-45
	Serial	6 (COM1 with 5V/12V Power Output on 9 Pins, BIOS) (COM2-3 RJ-45, Full Signal) (COM4 RJ-11, Only TX/RX, 12V Power Output, Reserved for CDP) (COM5 Reserved for Cash Drawer Port) (COM6 RJ-45, Only TX/RX, 5V Power Output, Reserved for MSR)
	LAN	1 x Gigabit Ethernet, RJ-45
	Audio	1 x Line-out
	Power DC-IN	J3455(P) 1 x (3 Pin DIN Jack) J3455 1 x (4 Pin DIN Jack)
	Power Supply	J3455(P) Adaptor 24V, 2.5A (3Pin DIN Plug) / 24V, 6.35A(Powered USB Option) J3455 Adaptor 12V, 5A (4Pin DIN Plug)
Physical & Environmental	Operating Temperature	0 °C ~ 60 °C at 10% to 90% Humidity
	Storage Temperature	-20 °C ~ 80 °C at 10% to 90% Humidity
	Dimensions (W x H x D)	364 x 333 x 210 (mm), 14.3 x 13.1 x 8.2 (in)
	Packing Dimensions (W x H x D)	500 x 470 x 300 (mm), 19.6 x 18.5 x 11.8 (in)
	Net Weight	5,300g, 11.6lbs
	Packing Weight	8,000g, 17.6lbs
	Certification	CE, FCC, KC, CB, CCC
	Color	Matte Dark grey, High Gloss White
Options & Peripherals	2nd Displays	9.7", 12.1", 15" LCD Display, 1024 x 768, Optional Touchscreen 13.3" (1920 x 1080)
	Customer Display	VFD, 20 Columns x 2 Lines
	I/O Expansion	J3455(P) 1 x COM5 (RJ-45 8 Pins) (Factory Option) 1 x Cash Drawer Port (RJ-11 6 Pins) (Factory Option) 1 x Powered USB (24V) J3455 1 x COM5 (RJ-45 8 Pins) (Factory Option) 1 x Cash Drawer Port (RJ-11 6 Pins) (Factory Option)
	Storage	2.5 inch SSD 128GB, HDD 500GB, 1TB
	Magnetic Stripe Reader	Comply with ISO 7811, Support 1 & 2 & 3 Track
	Smart Card Reader	EMV Level 1, 2
	Dallas	Dallas i-button Reader
	Fingerprint	Yes
	Camera	5M USB Interface (Internal) (Factory Option)
	Wall Mount Kit	VESA-Compatible, 75 x 75 (mm), 100 x 100 (mm)
	Serial Conversion Cable	RJ-45 to D-sub 9
	Speaker	2 x 1W (Stereo) (Factory Option)
	WiFi/BT	J3455(P) Mini PCIe for Wireless LAN

Dimensions

Unit : mm



I/O Interfaces



- | | |
|-------------------------------|---------------|
| ① COM 1 | ⑥ LAN |
| ② COM 2 | ⑦ USB 3.0 x 2 |
| ③ COM 3 | ⑧ VGA |
| ④ COM 4 | ⑨ MSR |
| ⑤ Power Connector / 12V / 24V | ⑩ AUDIO OUT |

Ordering Information

Part No.	Description
APEXA G (G)	Intel Celeron J3455 Quad-Core, DDR3 4GB, SSD 64GB, 15" P-CAP Touch, Dark Grey, No O/S
IPO-MS 237 C AX_G	MSR, Dark Grey
IPO-MS 237E2_SCR_AX	MSR + SCR, Dark Grey
IPO-MS 237DIB_AX_G	MSR + i Button, Dark Grey
APEXA_9.7 (G)	9.7" 2nd Display, Dark Grey, No Touch
APEXA_12.1 (D/G)	12.1" 2nd Display, Dark Grey, No Touch
APEXA_13.3(D/G)	13.3" 2nd Display, Dark Grey, No Touch
APEXA_15 (D/G)	15" 2nd Display, Dark Grey, No Touch
APEXA_CDP (G)	Customer Display(VFD), Dark Grey
AXP-06 BRACKET_WALL MOUNT	Wall Mount

Peripherals



2nd Display
• 9.7", 12.1", 13.3", 15" LCD



Customer Display
• VFD (2 Line x 20 Characters)



Card Reader
• MSR, SCR